

# **Heber Light & Power**

## **Rate Design**

**5/8/2019**

**Utility Financial Solutions, LLC**  
**185 Sun Meadow Court**  
**Holland, MI 49424**  
**608 230 5849**

**Email: [mjohnson@utilityfinancialsolutions.com](mailto:mjohnson@utilityfinancialsolutions.com)**

Submitted Respectfully by:  
Mike Johnson  
Manager, Utility Financial Solutions



**Heber Light & Power**  
**Rate Design**  
*Table of Contents*

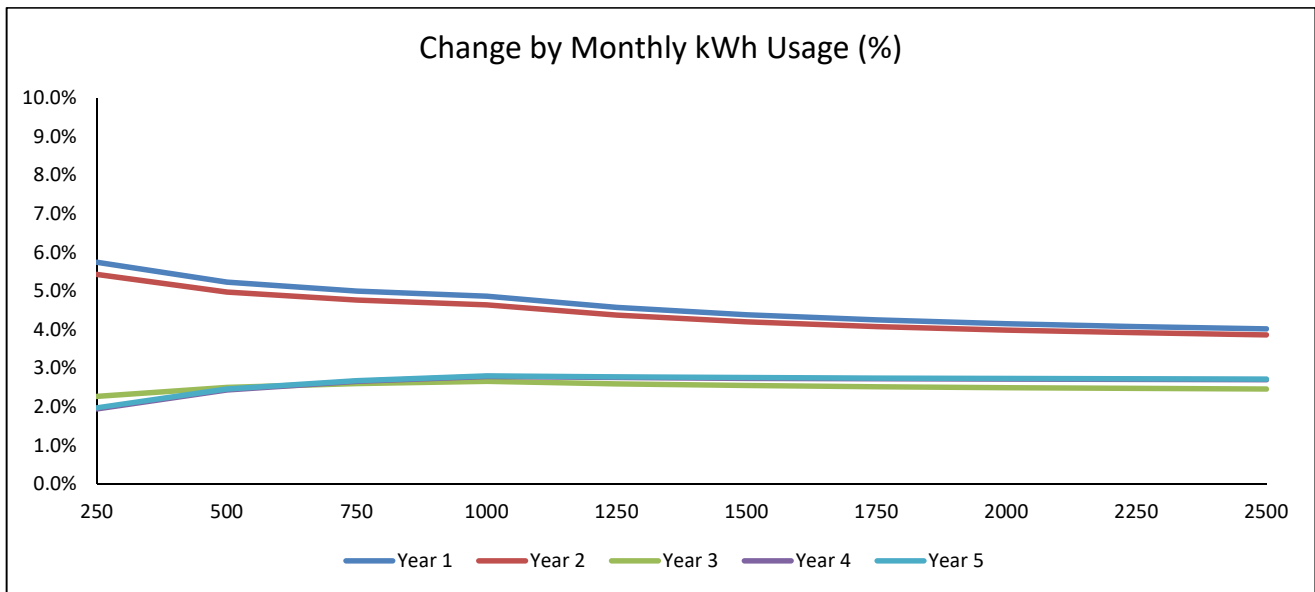
	Page
Rate Design Summary	3
Projected Residential Rates	4
Projected Small Commercial Rates	5
Projected Medium Commercial Rates	6
Projected Large Commercial Rates	7
Projected Residential Pumping Rates	8
Projected Small Commercial Pumping Rates	9
Projected Medium Commercial Pumping Rates	10

**Heber Light & Power**  
**Rate Design**  
*Rate Design Summary*

Customer Class	Projected	Projected	Projected	Projected	Projected	
	Revenues Under Current Rates	Revenues Under Proposed Rates Year 1	Revenues Under Proposed Rates Year 2	Revenues Under Proposed Rates Year 3	Revenues Under Proposed Rates Year 4	Revenues Under Proposed Rates Year 5
Residential	\$ 9,570,665	\$ 10,030,742	\$ 10,490,818	\$ 10,754,225	\$ 11,030,355	\$ 11,316,008
Residential Solar	213,018	213,018	213,018	213,018	213,018	213,018
Yard Lighting	6,942	7,220	7,508	7,659	7,812	7,968
Small Commercial	2,276,554	2,479,511	2,571,549	2,640,581	2,709,614	2,772,700
Medium Commercial	3,081,431	3,161,514	3,261,859	3,302,020	3,350,477	3,398,895
Large Commercial	1,893,714	1,941,867	1,990,002	2,003,172	2,016,342	2,029,511
Commercial Solar	5,569	5,569	5,569	5,569	5,569	5,569
Residential Pumping	3,237	2,993	3,107	3,308	3,506	3,720
Small Commercial Pumping	52,545	57,540	60,260	62,075	63,781	66,035
Medium Commercial Pumping	78,425	80,511	86,212	88,698	90,998	94,234
Totals	\$ 17,182,100	\$ 17,980,485	\$ 18,689,902	\$ 19,080,326	\$ 19,491,472	\$ 19,907,658
	\$ -					

**Heber Light & Power**  
**Electric Rate Design**  
 Residential

Rates	Current	Year 1	Year 2	Year 3	Year 4	Year 5
<b>Monthly Facilities Charge:</b>						
All Customers	\$ 12.70	\$ 13.70	\$ 14.70	\$ 14.90	\$ 14.90	\$ 14.90
<b>Energy Charge:</b>						
Block 1 (0 - 1,000 kWh)	\$ 0.07980	\$ 0.08330	\$ 0.08680	\$ 0.08930	\$ 0.09220	\$ 0.09520
Block 2 (Excess)	\$ 0.10020	\$ 0.10370	\$ 0.10720	\$ 0.10970	\$ 0.11260	\$ 0.11560
Revenue from Rate	\$ 9,570,665	\$ 10,030,742	\$ 10,490,818	\$ 10,754,225	\$ 11,030,355	\$ 11,316,008
Change from Previous		4.8%	4.6%	2.5%	2.6%	2.6%



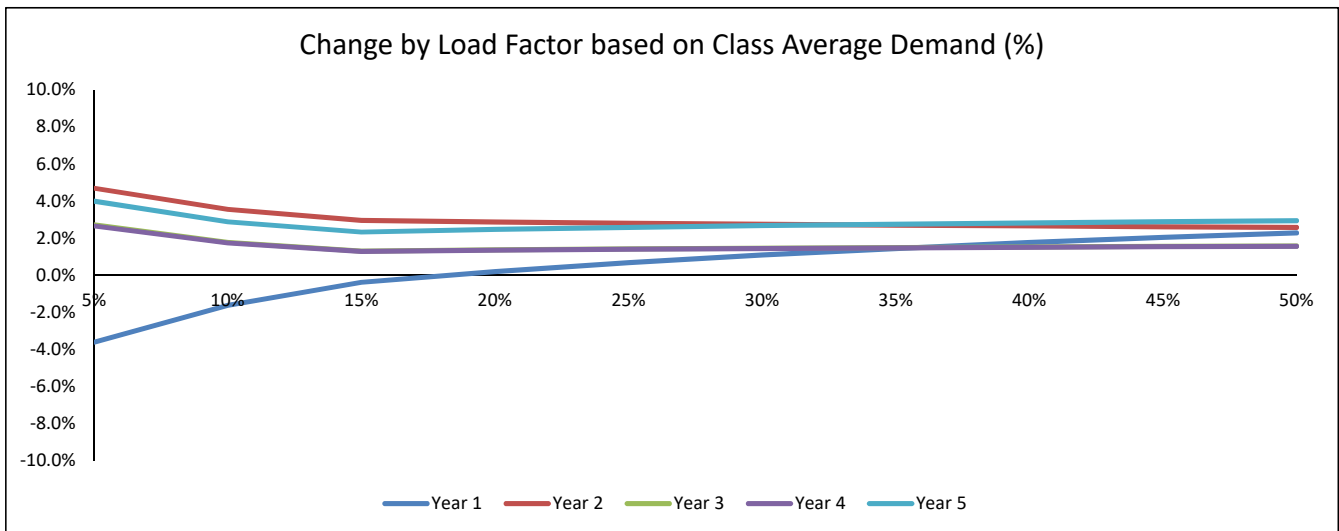
\$ Change by Usage Level	Year 1	Year 2	Year 3	Year 4	Year 5
250	\$ 1.88	\$ 1.88	\$ 0.83	\$ 0.73	\$ 0.75
500	\$ 2.75	\$ 2.75	\$ 1.45	\$ 1.45	\$ 1.50
<b>750</b>	<b>\$ 3.63</b>	<b>\$ 3.63</b>	<b>\$ 2.07</b>	<b>\$ 2.18</b>	<b>\$ 2.25</b>
1000	\$ 4.50	\$ 4.50	\$ 2.70	\$ 2.90	\$ 3.00
1250	\$ 5.38	\$ 5.37	\$ 3.33	\$ 3.63	\$ 3.75
1500	\$ 6.25	\$ 6.25	\$ 3.95	\$ 4.35	\$ 4.50
1750	\$ 7.13	\$ 7.13	\$ 4.58	\$ 5.07	\$ 5.25
2000	\$ 8.00	\$ 8.00	\$ 5.20	\$ 5.80	\$ 6.00
2250	\$ 8.88	\$ 8.88	\$ 5.83	\$ 6.52	\$ 6.75
2500	\$ 9.75	\$ 9.75	\$ 6.45	\$ 7.25	\$ 7.50

# Heber Light & Power

## Electric Rate Design

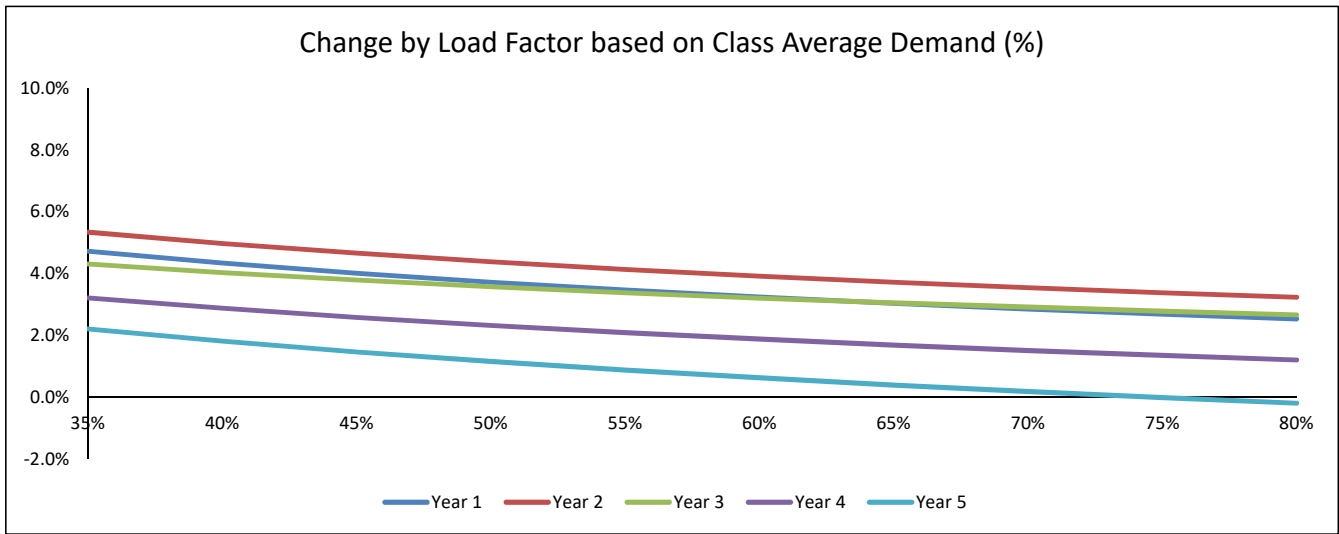
Small Commercial

Rates	Current	Year 1	Year 2	Year 3	Year 4	Year 5
<b>Monthly Facilities Charge:</b>						
Single Phase	\$ 8.00	\$ 11.00	\$ 13.00	\$ 14.00	\$ 15.00	\$ 16.00
Three Phase	\$ 8.00	\$ 13.00	\$ 17.00	\$ 19.00	\$ 21.00	\$ 25.00
<b>Energy Charge:</b>						
Block 1 (0 - 500 kWh)	\$ 0.07800	\$ 0.08400	\$ 0.08300	\$ 0.08100	\$ 0.07900	\$ 0.07700
Block 2 (Excess)	\$ 0.04600	\$ 0.04900	\$ 0.05000	\$ 0.05100	\$ 0.05200	\$ 0.05300
<b>Demand Charge</b>						
Demand B1	\$ 8.90	\$ -	\$ -	\$ -	\$ -	\$ -
Demand B2	\$ 8.90	\$ 9.50	\$ 9.80	\$ 10.10	\$ 10.40	\$ 10.70
Revenue from Rate	\$ 2,276,419	\$ 2,344,341	\$ 2,409,297	\$ 2,447,544	\$ 2,485,791	\$ 2,524,037
Change from Previous		3.0%	2.8%	1.6%	1.6%	1.5%



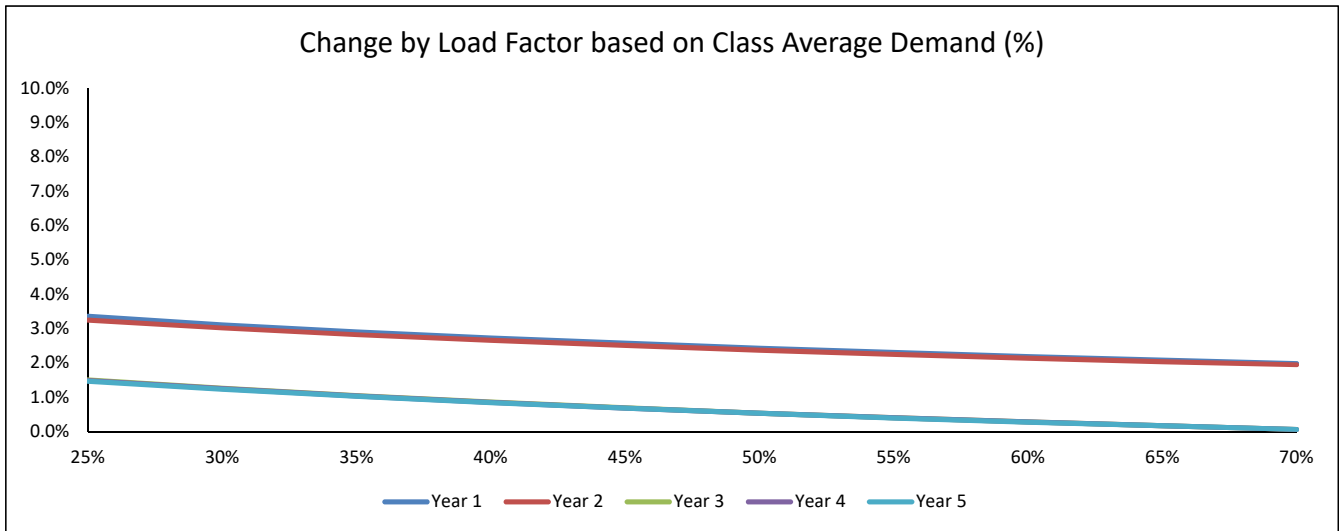
**Heber Light & Power**  
**Electric Rate Design**  
 Medium Commercial

Rates	Current	Year 1	Year 2	Year 3	Year 4	Year 5
Monthly Facilities Charge:						
Single Phase	\$ 15.20	\$ 40.00	\$ 66.00	\$ 91.00	\$ 116.00	\$ 141.00
Energy Charge:						
Block 1 (0 - 500 kWh)	\$ 0.06040	\$ 0.05740	\$ 0.05440	\$ 0.04840	\$ 0.04470	\$ 0.04270
Block 2 (Excess)	\$ 0.04600	\$ 0.04570	\$ 0.04570	\$ 0.04570	\$ 0.04470	\$ 0.04270
Demand Charge						
All Demand	\$ 10.00	\$ 10.80	\$ 11.70	\$ 12.45	\$ 13.20	\$ 13.95
Revenue from Rate	\$ 3,081,431	\$ 3,161,514	\$ 3,261,859	\$ 3,302,020	\$ 3,350,477	\$ 3,398,895
Change from Previous	-	2.6%	3.2%	1.2%	1.5%	1.4%



**Heber Light & Power**  
**Electric Rate Design**  
 Large Commercial

Rates	Current	Year 1	Year 2	Year 3	Year 4	Year 5
Monthly Facilities Charge:						
Monthly Charge	\$ 26.90	\$ 77.00	\$ 127.00	\$ 177.00	\$ 227.00	\$ 277.00
Energy Charge:						
All Energy	\$ 0.04600	\$ 0.04600	\$ 0.04600	\$ 0.04500	\$ 0.04400	\$ 0.04300
Demand Charge						
All Demand	\$ 13.50	\$ 14.10	\$ 14.70	\$ 15.10	\$ 15.50	\$ 15.90
Revenue from Rate	\$ 1,893,714	\$ 1,941,867	\$ 1,990,002	\$ 2,003,172	\$ 2,016,342	\$ 2,029,511
Change from Previous		2.5%	2.5%	0.7%	0.7%	0.7%



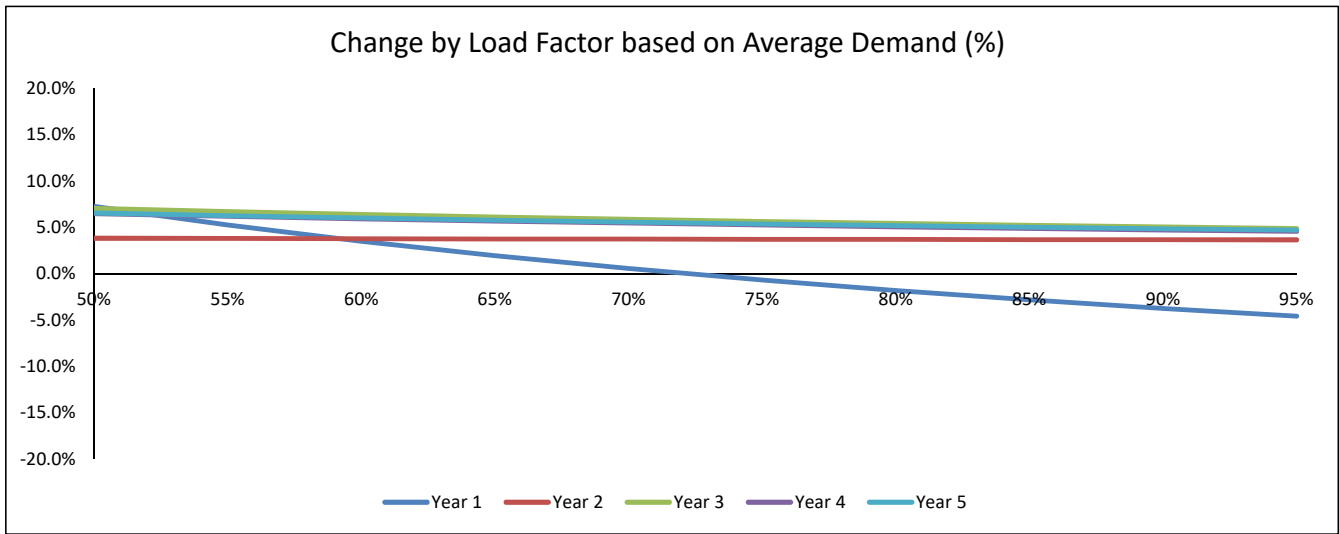
# Heber Light & Power

## Electric Rate Design

Residential Pumping

Moving First Block to 500

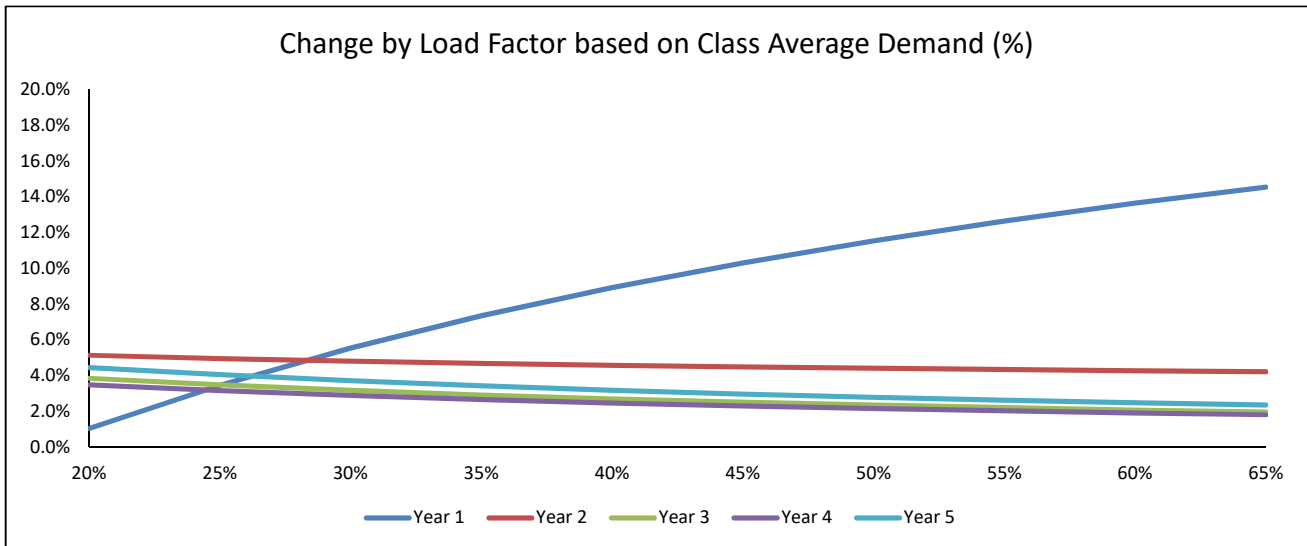
Rates	Current	Year 1	Year 2	Year 3	Year 4	Year 5
Monthly Facilities Charge:						
Single Phase	\$ 12.70	\$ 13.70	\$ 14.00	\$ 17.00	\$ 20.00	\$ 23.00
Energy Charge:						
Block 1 (0 - 500 kWh)	\$ 0.07980	\$ 0.06100	\$ 0.06300	\$ 0.06300	\$ 0.06300	\$ 0.06300
Block 2 (Excess)	\$ 0.10020	\$ 0.06100	\$ 0.06300	\$ 0.06300	\$ 0.06300	\$ 0.06300
Demand Charge						
All Demand	\$ -	\$ 8.90	\$ 9.60	\$ 9.85	\$ 10.05	\$ 10.50
Revenue from Rate	\$ 3,237	\$ 2,993	\$ 3,107	\$ 3,308	\$ 3,506	\$ 3,720
Change from Previous	-	-7.5%	3.8%	6.5%	6.0%	6.1%





**Heber Light & Power**  
**Electric Rate Design**  
 Small Commercial Pumping

Rates	Current	Year 1	Year 2	Year 3	Year 4	Year 5
Monthly Facilities Charge:						
Single Phase	\$ 8.00	\$ 13.70	\$ 14.00	\$ 17.00	\$ 20.00	\$ 23.00
Energy Charge:						
Block 1 (0 - 500 kWh)	\$ 0.07800	\$ 0.0610	\$ 0.0630	\$ 0.0630	\$ 0.0630	\$ 0.0630
Block 2 (Excess)	\$ 0.04600	\$ 0.0610	\$ 0.0630	\$ 0.0630	\$ 0.0630	\$ 0.0630
Demand Charge						
All Demand	\$ 8.90	\$ 8.90	\$ 9.60	\$ 9.85	\$ 10.05	\$ 10.50
Revenue from Rate	\$ 52,545	\$ 57,540	\$ 60,260	\$ 62,075	\$ 63,781	\$ 66,035
Change from Previous	-	9.5%	4.7%	3.0%	2.7%	3.5%



**Heber Light & Power**  
**Electric Rate Design**  
 Medium Commercial Pumping

Rates	Current	Year 1	Year 2	Year 3	Year 4	Year 5
Monthly Facilities Charge:						
Three Phase	\$ 15.20	\$ 40.00	\$ 66.00	\$ 91.00	\$ 116.00	\$ 141.00
Energy Charge:						
Block 1 (0 - 500 kWh)	\$ 0.06040	\$ 0.0610	\$ 0.0630	\$ 0.0630	\$ 0.0630	\$ 0.0630
Block 2 (Excess)	\$ 0.04600	\$ 0.0610	\$ 0.0630	\$ 0.0630	\$ 0.0630	\$ 0.0630
Demand Charge						
All Demand	\$ 10.00	\$ 8.90	\$ 9.60	\$ 9.85	\$ 10.05	\$ 10.50
Revenue from Rate	\$ 78,425	\$ 80,511	\$ 86,212	\$ 88,698	\$ 90,998	\$ 94,234
Change from Previous	-	2.7%	7.1%	2.9%	2.6%	3.6%

